



ARTF Allocations and Disbursements for a Project – How To

Use these instructions to filter and visualize ARTF allocations and disbursements by project from the [Afghanistan Reconstruction Trust Fund \(ARTF\) – Project Allocations and Disbursements – Beta](https://finances.worldbank.org) dataset on <https://finances.worldbank.org>.

- Create an account on <https://finances.worldbank.org> to save your work.
- Go to the Afghanistan Reconstruction Trust Fund (ARTF) – Project Allocations and Disbursements – Beta dataset (<https://finances.worldbank.org/Trust-Funds/ARTF-Allocations-By-Sector/vw43-ysi3>)

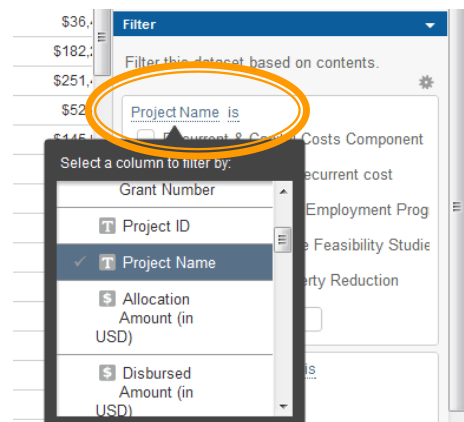
STEP 1



Filter the dataset to show a specific project's allocations and disbursements.

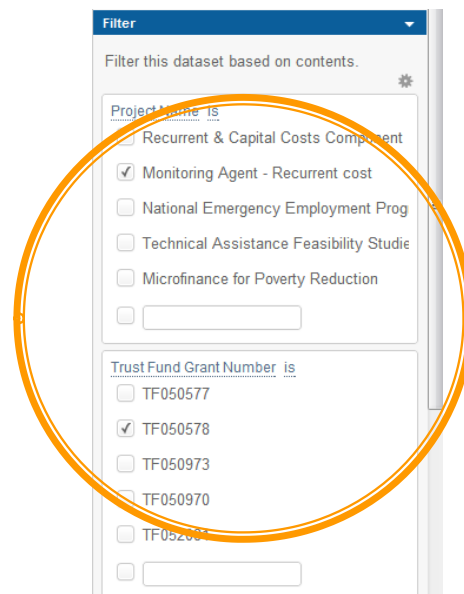
+ Add a New Filter Condition

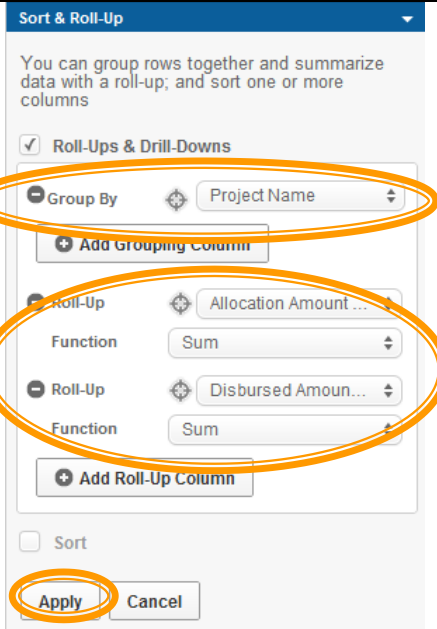
Note: 'As Of Date' is default.



Note:

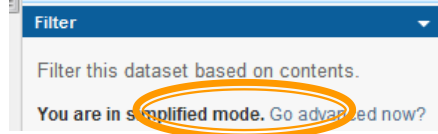
- Filter by 'Project Name', 'Trust Fund Grant Number', or 'Project ID
- Values must be exact match with dataset values.



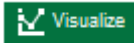


Tips:

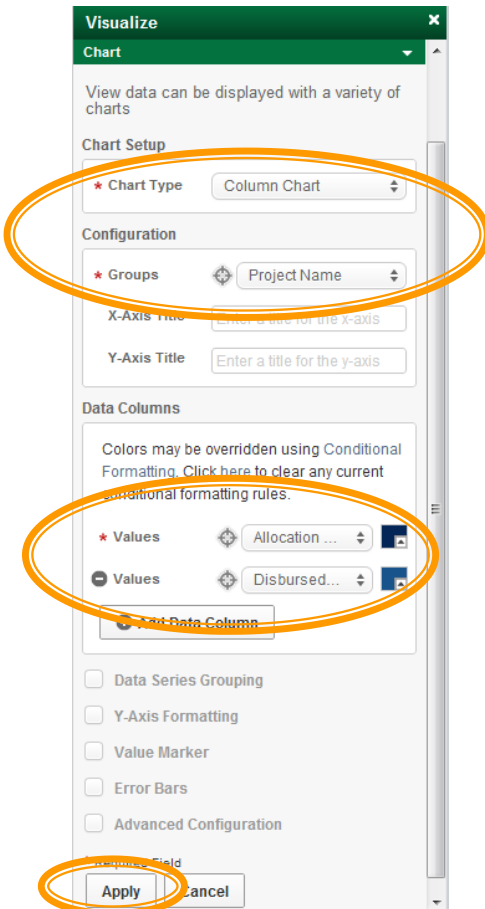
For access to additional filter functionality and options, go to 'advanced'.



STEP 2



Visualize the filtered view



Note: You'll need to have an account on <https://finances.worldbank.org> to save.

Tips:

- Experiment with different filters and charts, based on the 'story' you need to tell with the data.
- For instructions on how to embed, download, share, and more, refer to the FAQs on the [World Bank Group Finances site](https://www.worldbank.org/finances). Contact: WBFinances@worldbank.org
- For questions about the data, go to www.artf.af or contact: artf@worldbank.org.