



ARTF Allocations by Sector – How To

Use these instructions to filter and visualize ARTF Allocations by Sector from the Afghanistan Reconstruction Trust Fund (ARTF) - Project Allocations and Disbursements - Beta dataset on <https://finances.worldbank.org>.

- Create an account on <https://finances.worldbank.org> to save your work.
- Go to the Afghanistan Reconstruction Trust Fund (ARTF) - Project Allocations and Disbursements - Beta dataset (<https://finances.worldbank.org/Trust-Funds/ARTF-Allocations-By-Sector/vw43-ysi3>)

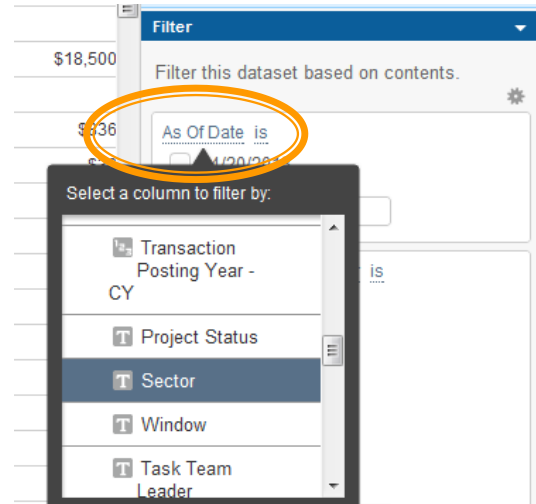
STEP 1



Filter the dataset to show only project-related sectors.

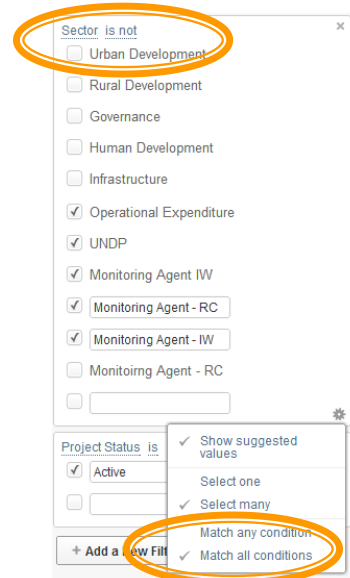
+ Add a New Filter Condition

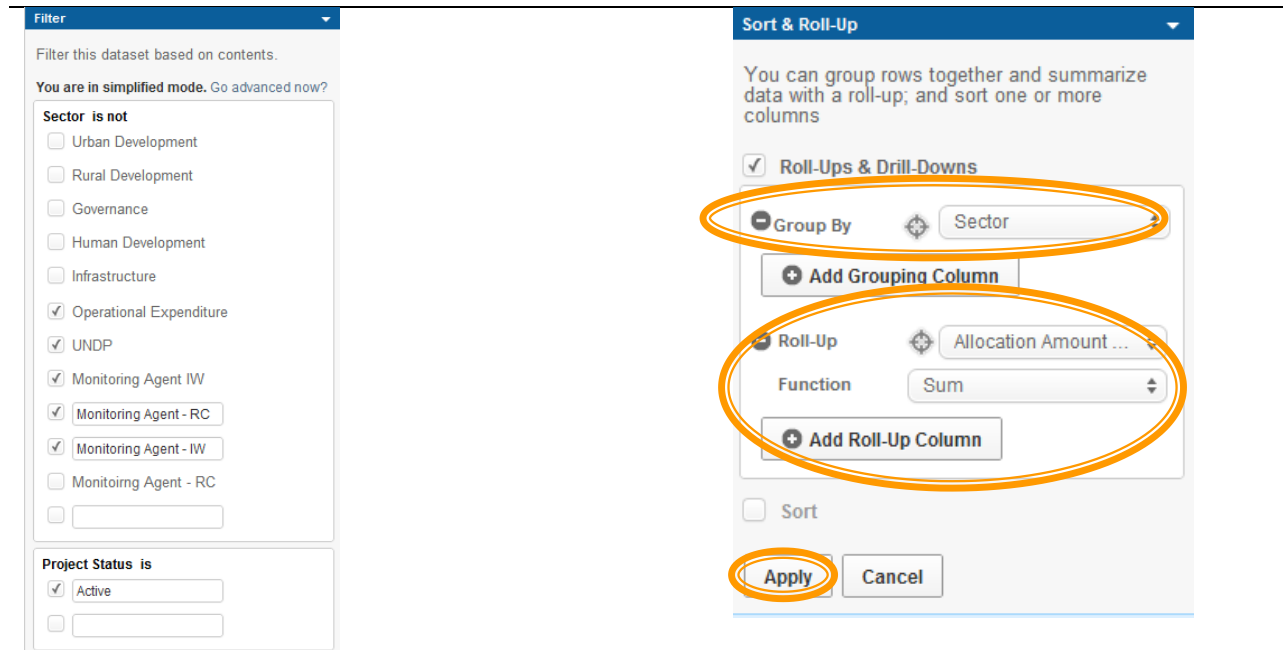
Note: 'As Of Date' is default.



Note:

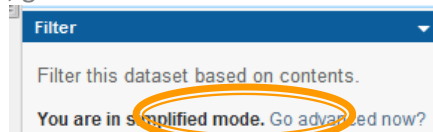
- Ensure **Sector is not** 'Operational Expenditure', 'UNDP', 'Monitoring Agent – IW' and 'Monitoring Agent – RC'.
- To ensure all conditions are matched (all non-project sectors are excluded), go to the Menu and select "Match all conditions".



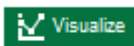


Tips:

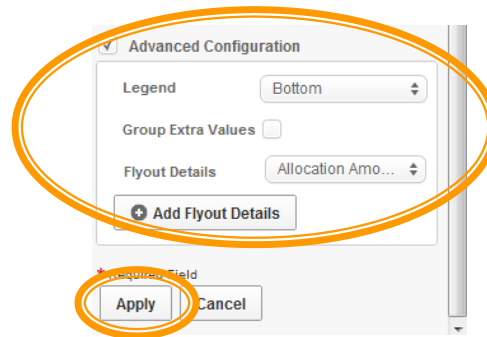
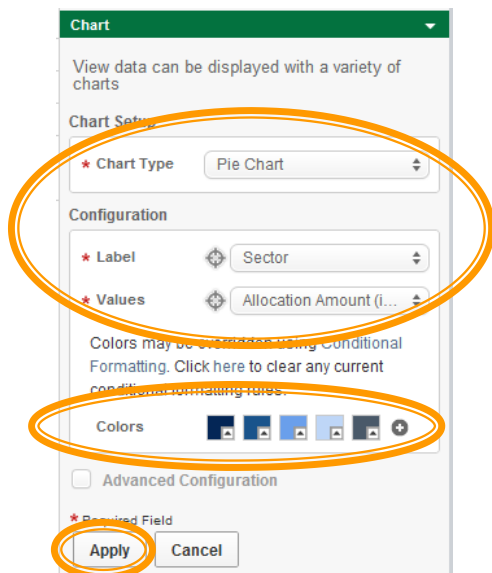
For access to additional filter functionality and options, go to 'advanced'.



STEP 2



Visualize the filtered view



Note: You'll need to have an account on <https://finances.worldbank.org> to save.

Tips:

- Experiment with different filters and charts, based on the 'story' you need to tell with the data.
- For instructions on how to embed, download, share, and more, refer to the [FAQs on the World Bank Group Finances site](#). Contact: WBFinances@worldbank.org
- For questions about the data, go to www.artf.af or contact: artf@worldbank.org.